

GRU A MONTAGGIO RAPIDO  
 GRUE A MONTAGE RAPIDE  
 GRUA DE RAPIDO MONTAJE  
 GRUA DE MONTAGEM RAPIDA  
 QUICK SELFERECTING CRANE  
 HYDRAULISCHER SCHNELLMONTAGEKRAN

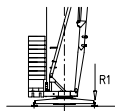


DIN H1 - B3

Curve di carico – Courbes de charges – Load diagrams – LastKurven – Curvas de cargas

	<table border="1"> <tr> <td>3</td><td>25</td><td>29</td><td>m</td> <td>OP</td><td>3</td><td>25</td><td>29</td><td>m</td> </tr> <tr> <td>800</td><td>800</td><td>800</td><td>kg</td> <td></td><td>1000</td><td>1000</td><td>1000</td><td>kg</td> </tr> </table>	3	25	29	m	OP	3	25	29	m	800	800	800	kg		1000	1000	1000	kg									
3	25	29	m	OP	3	25	29	m																				
800	800	800	kg		1000	1000	1000	kg																				
	<table border="1"> <tr> <td>3</td><td>10</td><td>12</td><td>14</td><td>16</td><td>18</td><td>20</td><td>22</td><td>24</td><td>26</td><td>28</td><td>30</td><td>m</td> </tr> <tr> <td>4000</td><td>4000</td><td>3160</td><td>2600</td><td>2200</td><td>1900</td><td>1670</td><td>1480</td><td>1320</td><td>1200</td><td>1090</td><td>1000</td><td>kg</td> </tr> </table>	3	10	12	14	16	18	20	22	24	26	28	30	m	4000	4000	3160	2600	2200	1900	1670	1480	1320	1200	1090	1000	kg	
3	10	12	14	16	18	20	22	24	26	28	30	m																
4000	4000	3160	2600	2200	1900	1670	1480	1320	1200	1090	1000	kg																
	<table border="1"> <tr> <td>3</td><td>10.8</td><td>12</td><td>14</td><td>16</td><td>18</td><td>20</td><td>22</td><td>24</td><td>25</td><td>m</td> </tr> <tr> <td>4000</td><td>4000</td><td>3480</td><td>2870</td><td>2430</td><td>2100</td><td>1840</td><td>1640</td><td>1470</td><td>1400</td><td>kg</td> </tr> </table>	3	10.8	12	14	16	18	20	22	24	25	m	4000	4000	3480	2870	2430	2100	1840	1640	1470	1400	kg					
3	10.8	12	14	16	18	20	22	24	25	m																		
4000	4000	3480	2870	2430	2100	1840	1640	1470	1400	kg																		
	<table border="1"> <tr> <td>3</td><td>17.6</td><td>18</td><td>20</td><td>22</td><td>24</td><td>26</td><td>28</td><td>30</td><td>m</td> </tr> <tr> <td>2000</td><td>2000</td><td>1950</td><td>1720</td><td>1530</td><td>1380</td><td>1250</td><td>1140</td><td>1050</td><td>kg</td> </tr> </table>	3	17.6	18	20	22	24	26	28	30	m	2000	2000	1950	1720	1530	1380	1250	1140	1050	kg							
3	17.6	18	20	22	24	26	28	30	m																			
2000	2000	1950	1720	1530	1380	1250	1140	1050	kg																			
	<table border="1"> <tr> <td>3</td><td>19.1</td><td>20</td><td>22</td><td>24</td><td>25</td><td>m</td> </tr> <tr> <td>2000</td><td>2000</td><td>1890</td><td>1690</td><td>1520</td><td>1450</td><td>kg</td> </tr> </table>	3	19.1	20	22	24	25	m	2000	2000	1890	1690	1520	1450	kg													
3	19.1	20	22	24	25	m																						
2000	2000	1890	1690	1520	1450	kg																						
	<table border="1"> <tr> <td>3</td><td>10</td><td>14</td><td>m</td> </tr> <tr> <td>4000</td><td>4000</td><td>2600</td><td>kg</td> </tr> </table>	3	10	14	m	4000	4000	2600	kg	<table border="1"> <tr> <td>3</td><td>14</td><td>m</td> </tr> <tr> <td>2000</td><td>2000</td><td>kg</td> </tr> </table>	3	14	m	2000	2000	kg												
3	10	14	m																									
4000	4000	2600	kg																									
3	14	m																										
2000	2000	kg																										

Reazioni – Reactions – Réactions – Eckdrücke – Reacciones

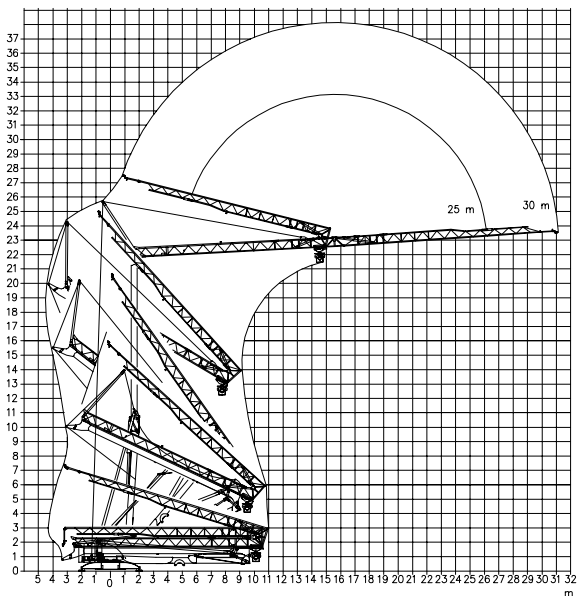


R1 ● 19.5 t ■ 11.5 t

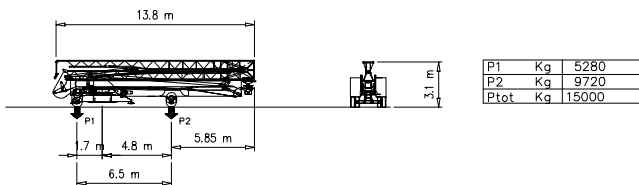
▲ 10.5 t ○ 21.4 t

- |                               |                                      |                                      |
|-------------------------------|--------------------------------------|--------------------------------------|
| ● Reazioni in servizio        | ● Reactions in service               | ● Réactions en service               |
| ■ Reazioni fuori servizio     | ■ Reactions out of service           | ■ Réactions hors service             |
| ▲ Peso della gru senza assali | ▲ Dead weight without transport axes | ▲ Poids de construction sans essieux |
| ○ Peso zavorra rotante        | ○ Ballast weight                     | ○ Poids du lest                      |
- 
- |  |  |   |
|--|--|---|
| ● Reaktionskräfte in betrieb               | ● Reacciones en servicio                 | ● Em serviço                              |
| ■ Reaktionskräfte außer betrieb            | ■ Reacciones fuera de servicio           | ■ Fora de serviço                         |
| ▲ Konstruktionsgewicht ohne transportachse | ▲ Peso de la grua sin tren de transporte | ▲ Peso de la grua sem carro de transporte |
| ○ Ballastgewicht                           | ○ Peso de lastre                         | ○ Peso de lastre rotativo                 |

Montaggio – Montage – Erection – Montage – Montaje



Trasporto – Transport – Transport – Transport – Transporte



Meccanismi – Mechanisms – Mécanismes – Antriebe – Mecanismos

Sollevamento S14.40 e V12.40 Hoisting Elevaci6n	▲ ▼		1a	4 m/min	2000 kg	10 kW
			2a	20 m/min	2000 kg	
			3a	40 m/min	1000 kg	
			1a	2 m/min	4000 kg	
			2a	10 m/min	4000 kg	
			3a	20 m/min	2000 kg	
Sollevamento V15.45 Hoisting Elevaci6n			1a	4 m/min	2500 kg	11 kW
			2a	15 m/min	2500 kg	
			3a	25 m/min	2000 kg	
			4a	45 m/min	1000 kg	
Carrello Trolleying Distribuci6n	◄ ►		1a	5 m/min	4000 kg	2.2 kW / 3 kW
			2a	17 m/min	4000 kg	
			3a	34 m/min	2000 kg	
Carrello Trolleying Distribuci6n	◄ ►		1a	5 m/min	800 kg	2.2 kW
			2a	17 m/min	800 kg	
Carrello Trolleying Distribuci6n			1a	5 m/min	1000 kg	3 kW
			2a	17 m/min	1000 kg	
Rotazione Slewing Orientaci6n			1a	0 → 0.2	giri/min	2.2 kW
			2a	0 → 0.5	tr/min	
			3a	0 → 0.8	rp/min	

Rete elettrica – Réseau – Mains supply – Netzstrom – Red	400V – 50 Hz
Potenza elettrica necessaria – Puissance électrique nécessaire Necessary electric power – Anschlusswert – Potencia eléctrica necesaria	S14.40 34 kVA V12.40 21 kVA V15.45 25 kVA
Conforme alla direttiva 2000/14/CE sul livello acustico Conforme à la directive 2000/14/CE sur le niveau acoustique In compliance with the 2000/14/CE instruction on noise level Gemäss EWG-Richtlinie 2000/14/CE über Schall-Leistungspegel Conforme con la directiva 2000/14/CE sobre el nivel acustico	DIN 15018

FMgrü s.r.l.  
 via Emilia 11-29010 Pontenure PC ITALY  
 tel. 0523/510446 ric.aut. fax 0523/510355  
 www.fmgru.com e-mail: info@fmgru.com



Documento commerciale non contraffatto  
Per tutte le informazioni tecniche riferirsi  
alle corrispondenti istruzioni!

Unverbindliches Verkaufsdocument.  
Für technische Informationen, siehe die  
entsprechenden Anweisungen.

This commercial document is not legally  
binding. For any technical information, please  
refer to the corresponding instructions.

Documento comercial no contrafacto  
Para cualquier informaci6n t6cnica,  
ver la notici6 correspondiente.

Code:	15ICA37860A0
Ed.	Date
1	05.06.03 05.06.03